


Carbon AIQ

A Data Product for the Exploration and
Analysis of Carbon Offset Projects





OUR TEAM




Kevin Hoang



Maggie Corry



Roshni Tajnekar



Roxy Rong



OUR BUSINESS PARTNERS



Barbara Haya, PhD

...

Director, Berkeley
Carbon Trading Project



Aline Abayo

...

Master's student at
Energy Resource Group
at UC Berkeley.

Berkeley Public Policy
The Goldman School

**Center for Environmental
Public Policy (CEPP)**



01




Overview



What is Carbon Offset?




Market Opportunity



Compliance
\$899B

Market size
2021



Voluntary
\$2B

Sources: Refinitiv,
Ecosystem Marketplace

As demand to cut emissions intensifies,
voluntary carbon market volume has
grown **five-fold in three years.**

2017 **\$146M**

2018 **\$296M**

2019 **\$320M**

2020 **\$520M**

2021 **\$1,985M**

3-4X



The Status Quo



Fragmented

Standardized

Inaccessible

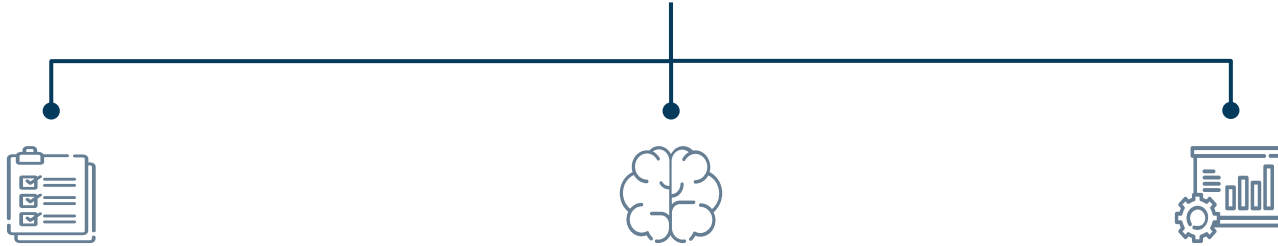

Transparent

Inconsistent

Reliable



Areas For Improvement



Automated Registry Data Integration

Consolidates project information and offset credit activities data



Project Type Classifier

Integrates machine learning with a rule-based system to classify projects by type



Interactive Visualization WebApp

Provides visual dashboards and tools to explore, analyze, and track information


02



CarbonAIQ Demo



Demo



03



Data Product



Exploratory Data Analysis



AT A GLANCE

Multilingual project data across 6 registries, at 9,087 projects.
Transaction data across all registries at 100K+ total records.



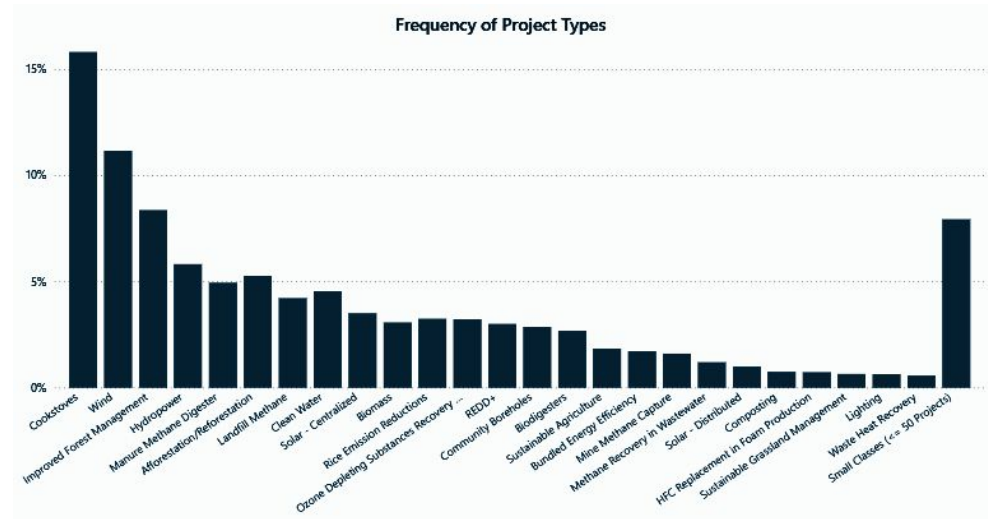
FEATURES

Continuous, categorical, text-based.

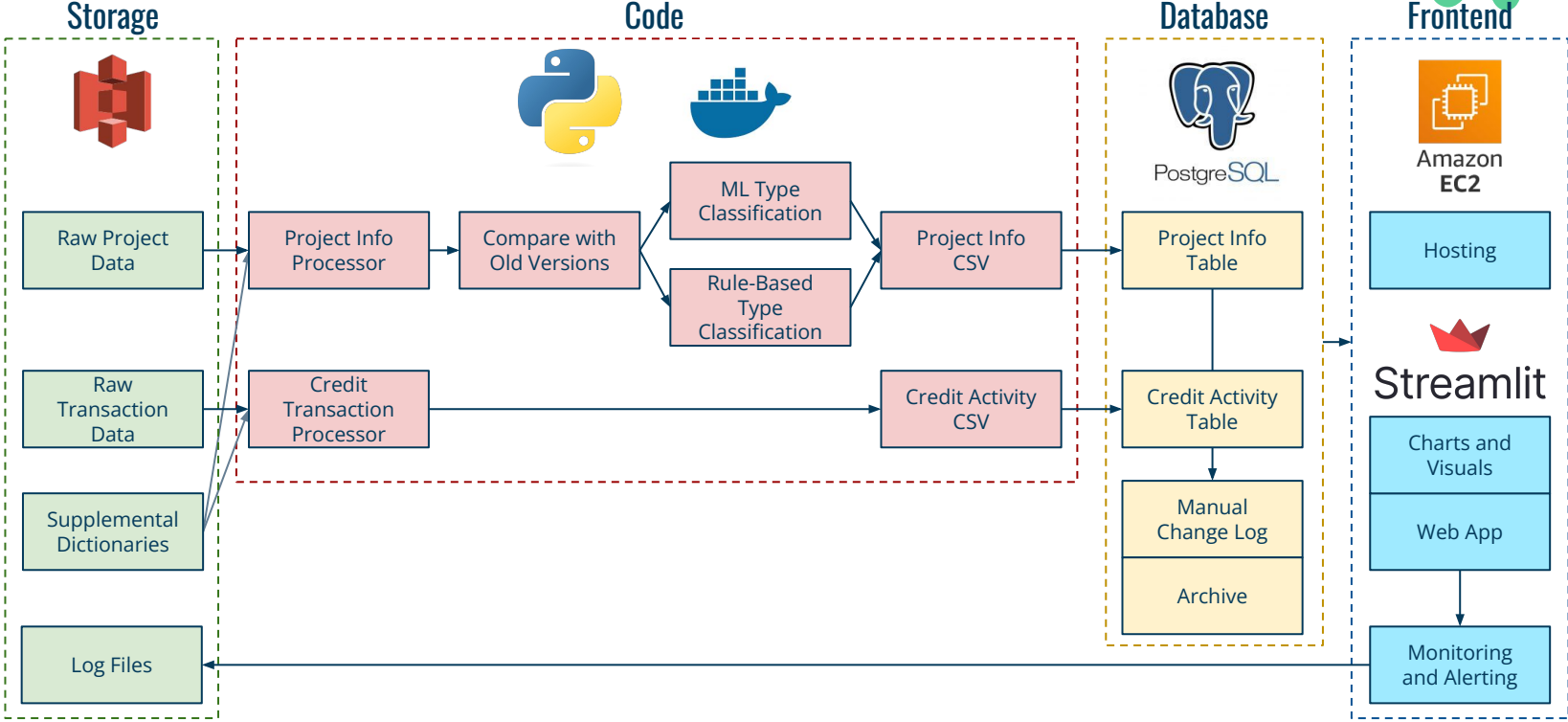


IMBALANCE

78 project types labeled by Berkeley Carbon Trading Project.
Not evenly distributed - 55 types at <50 projects.



End-to-End Product Architecture



Data Processing Challenge, Visualized



Verified Carbon Standard Projects

ID	Name	Methodology	Country/Area
1716	Matebe Hydroelectric Plant	AMS-I.L.	Congo, The Democratic Republic of The

- 7 add'l tables/dictionaries to join and map fields
- Standardization formulas for ID and registry fields

Projects

project_id	project_name	voluntary_registry	methodology	country	arb_wa_project
VCS1716	Matebe Hydroelectric Plant	VCS	AMS-I.L. Electrification of rural communities using renewable energy	DRC	No

Raw Data

Verified Carbon Standard Credits

Issuance Date	ID	Name	Total Vintage Quantity	Retirement / Cancellation Date	Quantity Issued
20/03/2023	1716	Matebe Hydroelectric Plant	43147	15/05/2023	1273

- Standardization of ID, date, transaction type, and subtype fields for all registries
- Complex operations to calculate amount - joins, lookups, group bys, encoding fixes, etc. for **22 subtypes**

Credits

project_id	transaction_type	sub_transaction_type	amount	date
VCS1716	issuance	issuance	43147	3/20/2023
VCS1716	retirement_cancellation	retirement	1273	5/15/2023

Processed Data

04



Project Type Classification



Rule-Based System

How it works?

Check if fields equal or contain certain strings from rule table, get the type

Achievements

- **Hours** of manual work automated in a **5 minute** job
- **5,199 / 9,087 projects** mapped
- **57%** coverage - how to improve?

Example: Project Data

Project ID	Project Name	Registry	Methodology	ARB/WA Project?
GS7795	Bundled Wind Power Project in the State of Gujarat	Gold Standard	AMS-I.D. Grid connected renewable electricity generation	No

Applicable Rule

Project Name Logic	Project Name	Methodology Logic	Methodology	ARB Compliance Logic	ARB Compliance
Contains	Wind	Contains	AMS-I.D. Grid connected renewable electricity generation	Not	Compliance

Type Classification: Wind

05

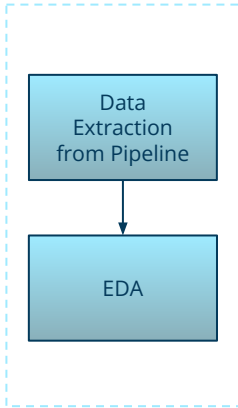


ML/AL Models

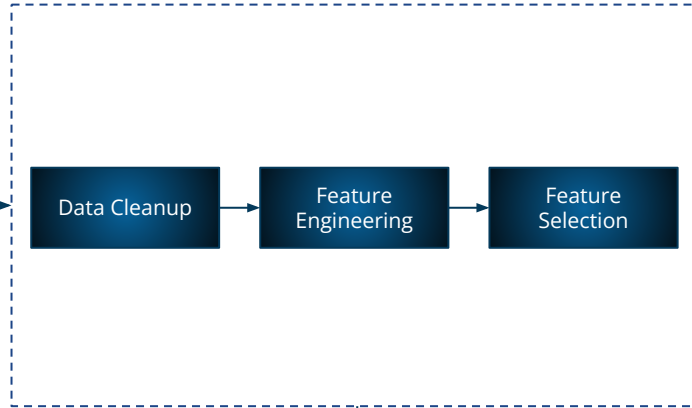


ML/AI Pipeline

Data Extraction + Exploration

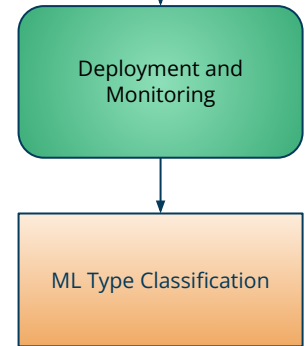
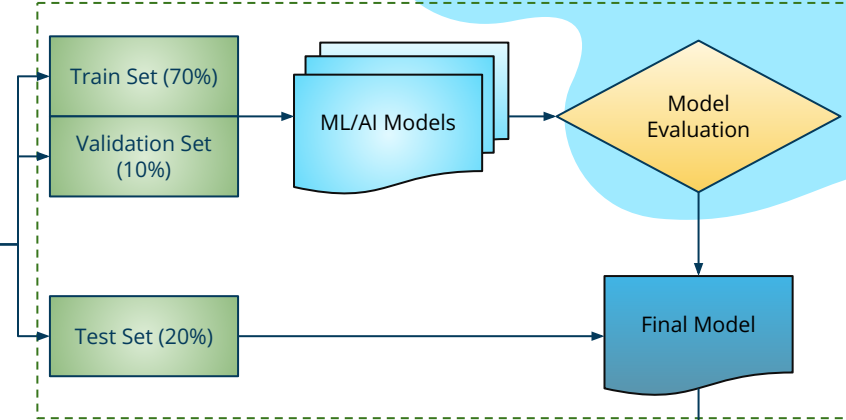


Data Preparation



Initial data - 40 features, 9087 projects and 78 Project Types
Null data analysis - 24 features with >50% Null Values
EDA & Clustering - 7 features were unrelated to text classification
Removing minority classes - 19 classes with less than 6 records spread across 47 projects

Model Development



Features Identified For Project Type Classification



TEXT FEATURES



- ❖ Project Name
- ❖ Project Developer
- ❖ Methodology
 - ACM0001 Flaring or use of landfill gas
- ❖ Project Type From Registry



CATEGORICAL



- ❖ Voluntary Registry (ACR, CAR..)
- ❖ ARB or WA project
- ❖ Region
- ❖ **Project Type (Target)**

06

Model
Experiments &
Evaluation



	Project Types	No. of Features	Preprocessing Steps	Train Size	Accuracy	Weighted F1-score	Training Time	Remaining Project Types
Rule-Based Classification (No ML)	61	2 Text, 2 Categorical	Methodology Remapping	9,087	57.21%	N/A	N/A	18 (148 Projects)
BERT MultiClass Classification (Base Model)	46	4 Text	None	6,433	86.15%	9.16%	86 min (CPU)	32 (148 Projects)
Canvas Text Prediction (Standard Build)	29	4 Text, 3 Categorical	Default	5,475	96.232%	92.951%	50 min (GPU)	49 (491 Projects)
BERT MultiClass Classification	59	4 Text, 3 Categorical	Methodology Remapping, Data Balancing	47,200	92.70%	93%	31 min (GPU)	19 (47 Projects)
Logistic Regression with BERT + One Hot Encoding	59	4 Text, 3 Categorical	Methodology Remapping, Data Balancing	47,200	82.18%	83%	9 min (GPU)	19 (47 Projects)
Logistic Regression with TF-IDF + One Hot Encoding	59	4 Text, 3 Categorical	Methodology Remapping, Data Balancing	47,200	95.16%	94.96%	1 min (CPU)	19 (47 Projects)

TEST RESULTS - LOGISTIC REGRESSION (TF-IDF)



95%

F1 SCORE & ACCURACY

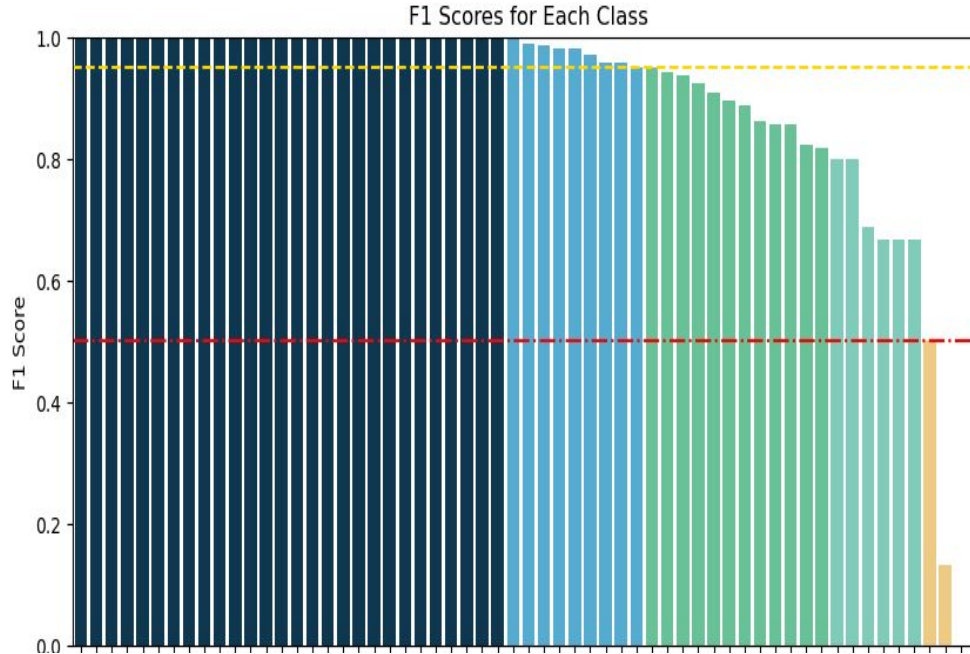
Classification report
on the blind test data



92/1808

MIS-CLASSIFIED

Semantic Project Types,
Different keywords
used in Project Name &
Methodologies



42/59

95-100% F1 SCORE



4/59

< 50% F1 Score

Low training data for
minority classes

07



Closing





ACCOMPLISHMENTS

AUTOMATED DATA PIPELINE

150+ hours per manual deployment to ~30 hours



EFFICIENT CLASSIFICATION

Achieved extreme classification of 69 Project Types



ENHANCED USER INTERFACE

20+ charts moved from Excel to web-based dashboards



READY-TO-DEPLOY PRODUCT

Scalable to 100x projects and 10x users



A photograph of a wind farm on a grassy hill. Several white wind turbines are visible against a bright blue sky with scattered white clouds. In the foreground, there is a small, weathered metal building and some rocky terrain.

Carbon AIQ, in partnership with Berkeley Goldman Public Policy